

SHOOTING MENU

	Reset shooting menu	--
	Set Picture Control	SD
	Image quality	FINE
	Image size	
	White balance	AUTO
	ISO sensitivity settings	400
	Active D-Lighting	ON
	Auto distortion control	ON

SHOOTING MENU


	Color space	sRGB
	Noise reduction	ON
	AF-area mode	viewfinder
	Built-in AF-assist illuminator	ON
	Metering	
	Movie settings	--
	Flash cntrl for built-in flash	TTL

SETUP MENU











Reset setup options	--
Format memory card	--
Monitor brightness	0
Info display format	info
Auto info display	ON
Clean image sensor	--
Lock mirror up for cleaning	--
Video mode	PAL

SETUP MENU






HDMI	--
Flicker reduction	AUTO
Time zone and date	--
Language	
Image comment	OFF
Auto image rotation	ON
Image Dust Off ref photo	--
Auto off timers	NORM

SETUP MENU

	Self-timer	--
	Remote on duration	 1m
	Beep	 L
	Rangefinder	OFF
	File number sequence	OFF
	Buttons	--
	Slot empty release lock	LOCK
	Print date	OFF

Nikon

SETUP MENU

	Storage folder	D3200
	GPS	--
	Firmware version	--
		
		
		

Nikon